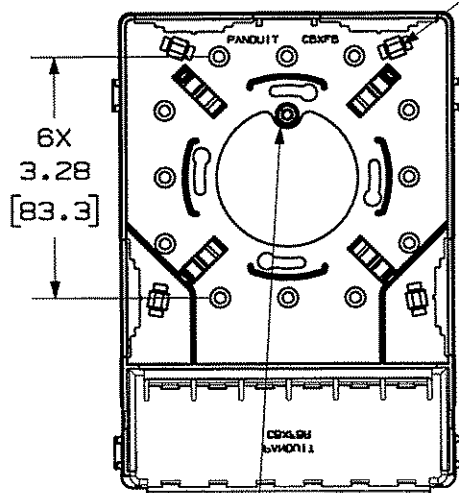


THIS COPY IS PROVIDED ON A RESTRICTED BASIS AND IS NOT TO BE USED IN ANY WAY DETRIMENTAL TO THE INTERESTS OF PANDUIT CORP.

PANDUIT P/N	WEIGHT
CBXF12**-AY	3.3 LB/10 PCS (1496.8 g/10 PCS)

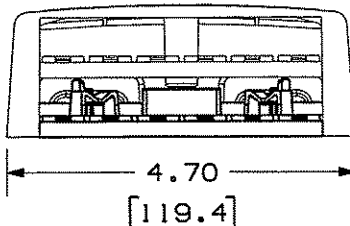
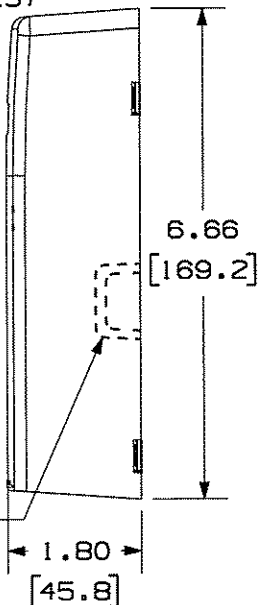
COVER REMOVED FOR CLARITY

PAN-TY LOOP FOR
CABLE HOLD-DOWN
(4 PLACES)



POST FOR TAMPER
RESISTANT SCREW

BREAKOUT AREA
(4 PLACES)



NOTES:

- SEE CURRENT CATALOG FOR ADDITIONAL PART NUMBER SUFFIXES TO INDICATE COLOR AND OR PACKAGE QUANTITY.
- SEE CATALOG FOR A COMPLETE LIST OF PARTS APPLICABLE FOR USE WITH THIS PART.
- DIMENSIONS IN PARENTHESES ARE IN METRIC.
- ALSO INCLUDED WITH BOX:
 - 1- BOX BASE
 - 1- BOX COVER
 - 1- BRIDGE
 - 2- PLT1.51-C PAN-TY
 - 1- LABEL/ LABEL COVER
 - 2- MOUNTING SCREW
 - 1- COVER SCREW (USED TO SECURE COVER TO BASE)
 - 2- STRIP OF 1.00" X .75" FOAM TAPE FOR MOUNTING
 - 1- STRIP OF 3.00" X .75" FOAM TAPE FOR MOUNTING
- BREAKOUTS DESIGNED TO ACCEPT LD3/LDP3, LD5/LDP5, OR LD10/LDP10 RACEWAY.
- BASE MATERIAL THICKNESS: .090(2.29).

NO WARRANTY, EXPRESSED OR IMPLIED, IS MADE BY PANDUIT WITH RESPECT TO ADHESIVE BOND PERFORMANCE, AMONG OTHER THINGS, THE CONDITIONS UNDER WHICH THESE MOUNTS MAY BE APPLIED AND/OR THE SURFACE TO WHICH THEY MAY BE APPLIED ARE BEYOND PANDUIT'S CONTROL.

DRAWING FILENAME	M02479ES_DC125_00A.PRT	SIZE	A
------------------	------------------------	------	---

MINI-COM 12 POSITION MULTI-MEDIA FIBER SURFACE MOUNT BOX CUSTOMER DRAWING

NETWORK SYSTEMS
JAN 25 2007
ENGINEERING DEPT

<p>THIRD ANGLE PROJECTION</p>	<p>ALL DIMENSIONS ARE GIVEN IN INCHES, UNLESS OTHERWISE SPECIFIED.</p> <p>DIMENSIONAL TOLERANCES ARE: (.X) ± (.XXX) ± .010(.31) (.XX) ± .03(.8) ANGLES ±</p>	I.I. NUMBER	N/A
		PRODUCT SPEC	N/A
		WORK INSTRUCTION	N/A
		SCALE	NONE
DRAWN BY	JsP	PART NO.	CBXF12**-AY
DATE	1-19-07	MATERIAL:	ABS
CHK'D		DRAWING NO.	02479-125

REV	DATE	BY	CHK	DESCRIPTION	ECN	R	CUST	SUP	OTH
R	1-19-07	JsP		RELEASED TO PRODUCTION	02479-125				